

W.V.C.E.D
www.wvced.com

W.V.C.E.D • P.O. Box 5478
Louisville, KY 40255
wvancleave@wvced.com
website: wvced.com
facebook: W.V.C.E.D

***To request a copy of the PPT as we
as my article on handwriting, go to...
<https://www.wvced.com/resources/>***

Handwriting In the 21st Century

Why It Matters & What to Do About It

2020 Literacy Academy • February 20, 2020

William Van Cleave

I. What We Know

- The Importance of Handwriting to Student Readers & Writers
- What Teachers Know
- Useful Terminology
- Kinesthetic-Tactile Motor Memory

II. The Body, The Hand, & The Eye

- Hand/Eye Dominance
- Posture, Paper Position, Pencil Grip (The 3 P's)
- Tools: Pencil Grips, Tactile Surfaces

III. Technique

- T.C.C.C. - Trace, Copy, Cover, Closed
- The Three P's - Posture, Paper Position, Pencil Grip
- Tools - Pencil Grips & Tactile Surfaces

IV. Manuscript

- Warm-Up Strokes
- Letters by Stroke
 - tall letters (b, h, k, l, t)
 - short letters (i, j, m, n, p, r, u, y)
 - 2 o'clock letters (a, c, d, g, f, q, s)
 - slanty letters (v, w, x)
 - midnight letter (o)
 - crazy z (z)
 - 9 o'clock letter (e)

V. Cursive

- Warm-Up Strokes
- Swing-Ups
 - easier: i, t, u, p
 - loops: e, l
 - others: j, y, f, s, h, k
 - flat r: r
 - bridge letters: b, v, w
- Overstrokes
 - humps: m, n
 - easier: c, a, g, d, q
 - bridge letters: o
 - tough: z, x

Cognitive Demands of Writing

Transcription Skills

- **Motor Component:** Whether students handwrite or type, part of the mind is engaged in letter formation.
 - **Spelling:** Even if students are not penalized for spelling, they must still sound out and spell their words so that the reader can understand the text.
 - **Mechanics:** Students must adhere to the conventions of writing, not just capitals and end punctuation, but also the structures necessary to cluster groups of words effectively for meaning.
- **Oral Language:** Students use oral language before and more often than they do written language. They must learn the differences between spoken and written communication and how to put their thoughts on paper.
 - **Syntax:** Students must write coherent and varied sentences that convey their intended message and adhere to conventions.
 - **Vocabulary:** Students must convey their intended message through their words, varying word choice appropriately to reflect idea development. They must be able to use appropriate Tier Two (sophisticated cross-disciplinary words) and Tier Three (domain-specific) words.
 - **Purpose & Audience:** Students must understand the assignment and determine its purpose and intended audience. They must be able to apply text structure elements (e.g., knowledge of introductory, supporting, and concluding sentences and paragraphs). Further, they must be able to use domain-specific structure and vocabulary in the intended genre (e.g., narrative, informative, opinion/argument). The audience includes the style of the writing (e.g., blog, story, essay), the discipline (e.g., English, science), and the person(s) who will evaluate the writing.
 - **Recursive Processes:** Students must proofread and edit their work, taking into account conventions of spelling, punctuation, sentence construction, and idea development.

| Stages of Knowledge | Idea Generation | Parts of Speech | Sentence Parts | Paragraph/ Essay Parts |
|-----------------------|--|--|--|----------------------------------|
| Definition | | learn definition | learn definition | ability to discuss |
| Identification | | recognize in text | recognize in text | recognize in text |
| Create in Isolation | generate/ categorize list | provide examples in isolated sentences | provide examples in isolated sentences | create using known topic |
| Create in Application | generate/ categorize list for content-based assignment | use in paragraphs | use in paragraphs | create using content-based topic |

Hand/Eye Dominance

Posture, Pencil Grip, Paper Position

Offered Order of Operations for Manuscript

Warm-Up Strokes:

Cluster by Stroke:

tall letters (b, h, k, l, t)

short letters (i, j, m, n, p, r, u, y)

2 o'clock letters (a, c, d, g, f, q, s)

slanty letters (v, w, x)

midnight letter (o)

crazy z (z)

9 o'clock letter (e)

Offered Order of Operations for Cursive

Warm-Up Strokes:

Swing-Ups

easier (i, t, u, p)

loops (e, l)

others (j, y, f, s, h, k)

flat r (r)

bridge letters (b, v, w)

Overstrokes

humps (m, n)

easier (c, a, g, d, q)

bridge letter (o)

tough (z, x)

What We Know About Cursive & Struggling Writers

As Diana Hanbury King writes, “To begin with, in cursive writing there is no question as to where each letter begins -- it begins on the line. The confusion with forms is not merely a left and right reversal as with b/d and p/q; it is also an up and down reversal as with m/w and u/n, hence the uncertainty as to whether a letter begins at the top or the bottom. Second, spelling is fixed more firmly in the mind if the word is formed in a continuous movement rather than a series of separate strokes with the pencil lifted off the paper between each one” (King, *Writing Skills for the Adolescent*).

In short:

- cuts down on reversals (cursive b/d, m/w, etc.)
- in a proper lowercase cursive alphabet, all letters begin on the baseline
- spelling is better reinforced in the mind if the continuous movement of cursive is used
- forces appropriate clustering of letters to create words and spacing between words

Handwriting Tips:

William Van Cleave

I. Body:

- A. feet flat
- B. back straight
- C. both arms on table (including elbows)

II. Paper Position:

- A. paper tilted at 45 degrees
- B. corner folded if necessary


III. Hands & Grip:

- A. fingers should be in triangular position - thumb and first finger squeeze pencil while middle finger acts as bridge for pencil
- B. index finger's pad should be pressed against the pencil
- C. pencil should rest on the arch between thumb and first finger, and eraser should point over shoulder
- D. wrist should be flat on table
- E. other hand should be on top of paper to pull paper up (so writing hand doesn't have to move down)
- F. arm should arc across page as student writes (instead of wrist flipping back and forth)

IV. Script:

- A. every lower case letter begins on the line
- B. letters should be taught in groups by formation

T.C.C.C. - Cursive Right-Handed



Go up around the clock to 2 o'clock;
backtrack and swing forward.




Eyes Closed:




Gillingham-Based Alphabets

(Diana Hanbury King's fonts)

right-handed alphabets:



left-handed alphabets:



Research In Support of Handwriting Instruction

- Berninger, V.W. (March 2013). Educating Students in the Computer Age to Be Multilingual by Hand. Commentaries (National Association of State Boards of Education), 19 (1).
- Berninger, V., B. Wolf, & R.D. Abbott (2016). Effective beginning handwriting instruction: multi-modal, consistent format for 2 years, and linked to spelling and composing. Dordrecht, Netherlands: Springer Publishing.
- Berninger, V.W. (May-June 2012). Strengthening the Mind's Eye: The Case for Continued Handwriting Instruction in the 21st Century. Principal, 28-31.
- Berninger, V. and B. J. Wolf. (2009). Teaching Students with Dyslexia and Dysgraphia: Lessons from Teaching and Science. Baltimore, MD: Paul H. Brookes Publishing Co.
- Gillingham, A. and B.W. Stillman. (1997). Chapter 9. Remedial Training for Children with Specific Disability in Reading, Spelling and Penmanship, 7th Edition. E.P.S. (epsbooks.com)
- Graham, S., A. Bollinger, C. Booth-Olson, C. D'Aoust, C. MacArthur, S. McCutchen, & N. Olinghouse. (2012). Educator's Practice Guide: Teaching Elementary School Students to be Effective Writers. IES National Center for Education Evaluation and Regional Assistance.
- Graham, A., K. Harris, & B. Fink. (2000). Is Handwriting Causally Related to Learning to Write? Treatment of Handwriting Problems in Beginning Writers. Journal of Educational Psychology, 92 (4), 62-63.
- Graham, S., S. Kihara, D. McKeown, & K. Harris. (2012). A Meta-Analysis of Writing Instruction for Students in Elementary Grades. Journal of Educational Psychology, Vol. 104, No. 4, 879-896.
- Graham, S. (Winter 2009-2010). Want to Improve Children's Writing? Don't Neglect Their Handwriting. American Educator, 20-27, 40. www.aft.org/pdfs/americaneducator/winter2009/graham.pdf.
- Handwriting Doesn't Have to be a Lost Art. (Fall 2001). Montessori Life.
- James, K.H., J. Jao, & V. Berninger. (2016). The Development of Multileveled Writing Systems of the Brain: Brain Lessons for Writing Instruction. Handbook of Writing Research, 2nd Ed. New York: Guilford Press.
- King, D. (2004). Writing Skills - Teacher's Manual, Chapter 9. E.P.S. epsbooks.com.
- Konnikova, M. (June 2, 2014). What's Lost as Handwriting Fades. New York Times. New York, NY.
- MacArthur, C. A., S. Graham, & J. Fitzgerald. (2006). Handbook of Writing Research, 1st Ed. New York: Guilford Press.
- MacArthur, C.A., S. Graham, & J. Fitzgerald. (2016). Handbook of Writing Research, 2nd Ed. New York: Guilford Press.
- May, C. (2014). A Learning Secret: Don't Take Notes with a Laptop. Scientific American.
- Mueller, P.A. & D.M. Oppenheimer. (2014). The Pen Is Mightier Than the Keyboard: Advantages of Longhand Over Laptop Note Taking. Psychological Science, 25(6), 1159-1168.
- Schlagel, B. (2007). Best Practices in Spelling and Handwriting. Best Practices in Writing Instruction. Eds. Charles A. MacArthur, Steve Graham, and Jill Fitzgerald. New York, NY: The Guilford Press.
- Sheffield, B. (1996). Handwriting: A Neglected Cornerstone of Literacy. Annals of Dyslexia. Vol. 46.
- Wolf, B. and V. Berninger, V., in J. Birsh & S. Carreker. (Ed.). (2018). Multisensory Teaching of Basic Language Skills. Baltimore-4th Edition (in press). MD: Paul H. Brookes Publishing Co.
- Written-Language Production Standards for Handwriting & Keyboarding (Grades PreK-8). (2014). The Community to further the education of our children. www.hw21summit.com.
- Zaner-Bloser. (2012). *Handwriting Research: Impact on Brain and Literacy Development*.
- Zubrzycki, J. (January 23, 2012). Summit to Make a Case for Teaching Handwriting. Education Week, 31 (Issue 18), 1,13.