



Kindergarten Readiness Assessment

HOW TO FIND KINDERGARTEN READINESS ASSESSMENT SUMMARY DATA

This document provides an overview of where to find Kindergarten Readiness Assessment (KRA) and Kindergarten Readiness Assessment Revised (KRA-R) aggregated results reported to the Education Management Information System (EMIS). If you need assistance finding KRA or KRA-R data, please contact KRAhelp@education.ohio.gov.

The information can be found in the following locations:

Download Data - Summary tables for all years of Kindergarten Readiness Assessment (KRA) and Kindergarten Readiness Assessment Revised (KRA-R). There are 5 files available for each year starting with the 2014-2015 school year.

- Building KRA has results by traditional Public-School building.
- Community School KRA has results calculated by Community School.
- District Disaggregated KRA has results by district and student groups (Disability, Economic Disadvantaged, English Learner, Gender, Race/Ethnicity, Race/Ethnicity, and Gender).
- District KRA has results by Traditional Public School District and by County.
- State Overall KRA has results for state overall and broken out by student groups.

Note: In the Download Data section, all files are labeled with “KRA” though beginning in school year 2020-21 the results are for the shortened version, the “KRA-R.”

Advanced Reports Report Portal – Most reports are interactive via dropdown lists, radio buttons or check boxes. The Kindergarten Readiness Assessment Revised is available in the Report Portal starting with school year 2020-2021. Data is displayed mostly in graphs and tables. For each tab, select the School Year(s), District(s), and Subgroup (s) when applicable. Results are available by District, Community School, State and County.

Secure Data Center (SDC) – available only to district and school users who have access. This can be found under OHID in the Report Portal app under ‘Secure Data Center’, ‘Test Results’ after the data has been submitted to EMIS.



Download Data:

1. Go to <https://reportcard.education.ohio.gov/> and select the 3 lines in the upper right corner to see the drop-down menu, then select *Download Data*.



2. Select the school year(s), categories, and/or data file. The 'select a data file to download' box will populate with the files available based on selections made in the school year and categories options.

Select one or more school years. To see files for all available school years, leave this filter empty.

<input checked="" type="checkbox"/> 2021-2022	<input type="checkbox"/> 2013-2014
<input type="checkbox"/> 2020-2021	<input type="checkbox"/> 2012-2013
<input type="checkbox"/> 2019-2020	<input type="checkbox"/> 2011-2012
<input type="checkbox"/> 2018-2019	<input type="checkbox"/> 2010-2011
<input type="checkbox"/> 2017-2018	<input type="checkbox"/> 2009-2010
<input type="checkbox"/> 2016-2017	<input type="checkbox"/> 2008-2009
<input type="checkbox"/> 2015-2016	<input type="checkbox"/> 2007-2008
<input type="checkbox"/> 2014-2015	<input type="checkbox"/> 2006-2007
	<input type="checkbox"/> 2005-2006

Select a data file to download.

- [District and School Contact Information 2021-2022](#)
- [State College Readiness Data 2021-2022](#)
- [State College, Career, Workforce and Military Readiness Data 2021-2022](#)
- [State Details 2021-2022](#)
- [State Disaggregated Adjudicated Youth 2021-2022](#)
- [State Enrollment 2021-2022](#)
- [State Gifted Data 2021-2022](#)
- [State Kindergarten Readiness Assessment \(KRA\) Data 2021-2022](#)

Select one or more categories. To see files for all available categories, leave this filter empty.

- School Building Data
- District Data
- Disaggregated School Data
- Disaggregated District Data
- Title I
- Career Technical Planning District
- State Data
- Scrubbing District Changes
- Dropout Schools K-8 Data
- Financial Expenditures
- Gifted Indicator
- Third Grade Reading Guarantee
- Dropout Schools Data
- Rankings
- Similar District Data
- 2022 KRA Data for Data Insights

3. After selecting the file to view, it should appear at the bottom of the screen as an Excel file. Click on **the file** and it will open to the Data Notes tab. The **data** will be available **on the other tab(s)**.



Advanced Reports:

1. Go to <https://reportcard.education.ohio.gov/> select the **3 lines** in the upper right corner to see the drop-down menu, then select **Advanced Reports**.

Ohio School Report Cards





2. Select **Public Data**.


Ohio Department of Education Report Portal

Welcome to the new Ohio Department of Education Report Portal! ODE produces many reports providing information on a variety of topics. ODE is in the early stages of transitioning to a new reporting platform, and the Reports Portal currently contains reports for the following topics:


Select a report from the menu to run it. To help you zero in on the specific information you are looking for or to simply explore the data, most reports are interactive via dropdown lists, radio buttons, or check boxes.

**Public Data**
Reports for public districts and schools using academic, attendance, enrollment and financial data.

**Nonpublic Data**
Reports for nonpublic schools and homeschool students using academic, enrollment and scholarship data.

**Finance**
Reports about School Foundation Payments and Five Year Forecast.

3. Select **Early Learning**.

**Early Learning**
Reports about Early Learning data.



4. Select **District Kindergarten Readiness** or **State Kindergarten Readiness**.

Ohio Department of Education Report Portal

Public Data / Early Learning



District Kindergarten Readiness

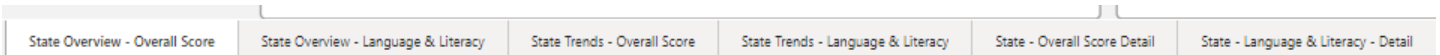
Proficiency Level details by district for Kindergarten Readiness by demographic.



State Kindergarten Readiness

Proficiency Level details for state for Kindergarten Readiness by demographic.

Note: There may be many tabs available to select at the bottom of the screen.



5. The information can be **printed** or **exported** using the icons on the right side of the screen.

