

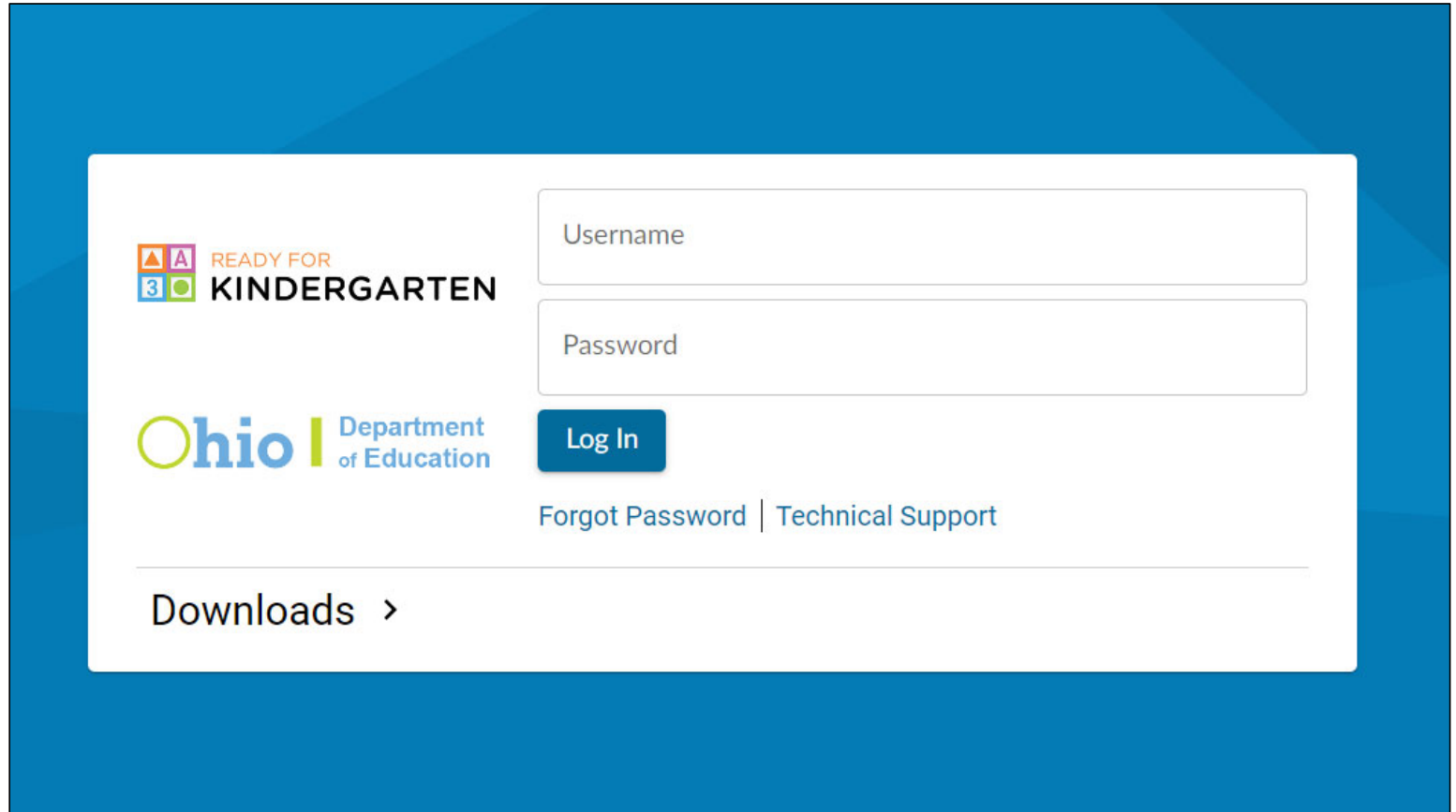
Ready for Kindergarten Online (KReady)

Log into

<http://ohio.kready.org>

Your username is your email address.

If you don't remember your password, simply click the **Forgot password?** link and follow the instructions to have your password reset.

A screenshot of the KReady login page. The page has a blue background. On the left, there is a logo for 'READY FOR KINDERGARTEN' with a colorful icon of a house, a person, and a number 3. Below it is the 'Ohio Department of Education' logo. On the right, there are two input fields: 'Username' and 'Password'. Below the 'Password' field is a blue 'Log In' button. Underneath the button are two links: 'Forgot Password' and 'Technical Support'. At the bottom left of the white content area, there is a link for 'Downloads >'.

READY FOR
KINDERGARTEN

Ohio | Department of Education

Username

Password

Log In

[Forgot Password](#) | [Technical Support](#)

[Downloads >](#)

KReady Dashboard

This is the KReady Dashboard.

From here you can access Professional Development and Resources and/or your Data Collections.

If you do not see the green button or do not have a data collection to enter ratings for students, please talk to your local assessment data manager.

The screenshot shows the 'Ready for Kindergarten Online Dashboard'. At the top, there is a blue navigation bar with the 'READY FOR KINDERGARTEN' logo on the left and links for 'Dashboard', 'Downloads', 'Support', a notification bell, and the user name 'Elizabeth Agnew' on the right. A green button labeled 'Access Professional Development and Resources' is located in the top right corner of the main content area.

The main content area is titled 'Ready for Kindergarten Online Dashboard' and contains a 'Welcome' section with the following text: 'Welcome to the Ready for Kindergarten: Early Childhood Comprehensive Assessment System. This assessment system contains the Kindergarten Readiness Assessment (KRA) and the Early Learning Assessment (ELA). Please select the appropriate data collection below to enter your student data. Data collections appear at the start of an assessment window. To access the professional development for these assessments, please click on the 'Professional Development' button in the upper-right. This will take you to your professional development dashboard, where you will need to enter the appropriate PIN code to access the sites. Entering the PIN is a one-time enrollment process. If you are a district data manager, please click on the "Administration" link at the top of the page in the blue bar. This will take you to the data manager interface to add and manage teacher, student, and enrollment data within the system.'

Below the welcome message is a 'Data Collections' section with the text: 'Please select the appropriate data collection below to enter your student data. Data collections appear at the start of an assessment window.'

The 'Data Collections' section is titled 'Early Learning Assessment' and contains two data collection cards:

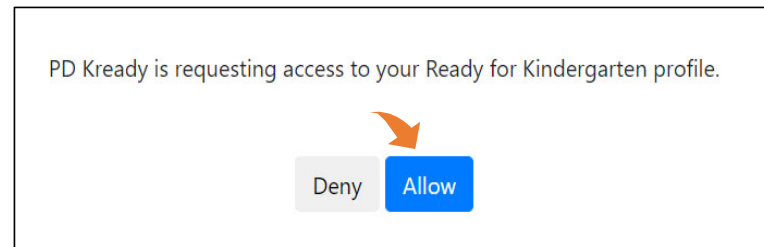
- Fall 2023 Early Learning Assessment**
End Date: 12/01/2023
Students Complete: 0 of 3
Items Complete: 1 of 72
Buttons: Enter Ratings - Spreadsheet, Data Displays
- PILOT Fall 2023 Early Learning Assessment**
End Date: 12/01/2023
Students Complete: 1 of 3
Items Complete: 0 of 34
Buttons: Enter Ratings - Spreadsheet, Data Displays

Professional Development and Resources

- From your dashboard, click the green button:

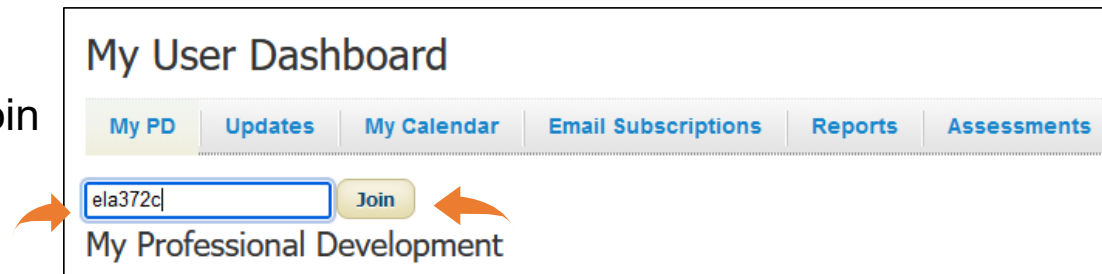


- When prompted, click **Allow**.



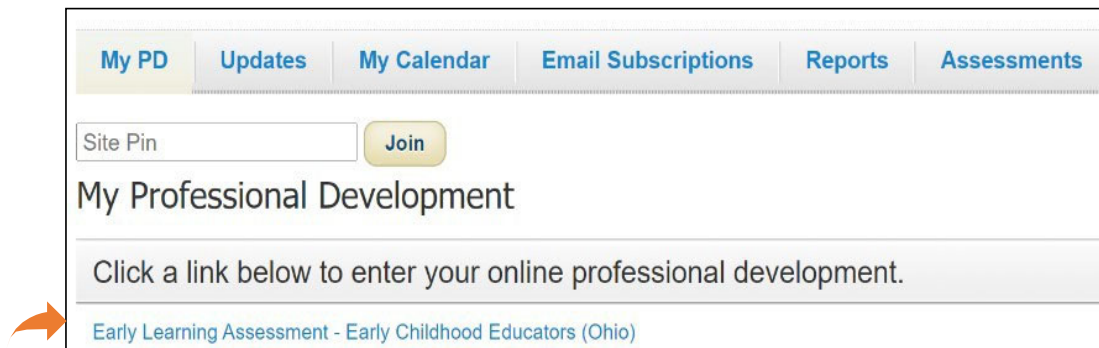
- Note:** the professional development site will open in a new tab on your browser, and you can click on the other tab to return to your main KReady Dashboard.

- Enter the following site pin and click the Join button: **ela372c**



Early Learning Assessment- Early Childhood Educators (Ohio)

- Select **Early Learning Assessment- Early Childhood Educators (Ohio)** site.



- Click on **Online Training Modules** to access the professional development modules. Watch Module 5 to learn how to enter scores into the KReady system.



Supports & Resources

- Click on Supports and Resources to find PDF versions of the ELA, user guides to using KReady, and instructional resources to assist with implementing the ELA and supporting student growth.



- Click on Learning Domains to learn more about the domains, strands, progressions, and skills, knowledge and behaviors that make up the ELA.



Return to KReady Dashboard from PD

Click the tab on your browser that says Ready for Kindergarten. This will take you back to your KReady Dashboard where you can find your Data Collections.

Ready for Kindergarten x My User Dashboard x +

https://pd.kready.org/dashboard/

SearchOrg Login Early Learning | Ohio ... Ohio K12 Help - Supp... GovDelivery Admin » ... Kentico Ready for Kindergarten Welcome to SurveyM... Ktodayplay.pdf CCM

You are signed in as Elizabeth Agnew (KRAHelp@education.ohio.gov) Logout

My User Dashboard

My PD Updates My Calendar Email Subscriptions Reports Assessments


ela372c Join

My Professional Development

Click a link below to enter your online professional development.

- [Early Learning Assessment - Early Childhood Educators \(Ohio\)](#)
- [Early Learning Assessment Simulation and Content Assessment \(OH\)](#)
- [Kindergarten Readiness Assessment - PD Content \(Ohio\)](#)

My Profile

 Elizabeth Agnew
(KRAHelp@education.ohio.gov)
profile last updated 10/27/2023 01:24:46PM UTC
[Edit Profile Info](#) [Edit Account](#)

KReady Dashboard

This is the KReady Dashboard.

From here you can access Professional Development and Resources and/or your Data Collections.

If you are responsible for entering ELA ratings for children, you should have a Data Collection.

You will have either the **Fall 2023** or the **PILOT Fall 2023**.

The screenshot shows the 'Ready for Kindergarten Online Dashboard'. At the top, there is a navigation bar with 'READY FOR KINDERGARTEN' on the left and 'Dashboard', 'Downloads', 'Support', and a user profile for 'Elizabeth Agnew' on the right. A green button labeled 'Access Professional Development and Resources' is in the top right corner. Below the navigation bar is a 'Welcome' section with instructions on how to use the system and access professional development. The main content area is titled 'Data Collections' and contains two data collection cards under the heading 'Early Learning Assessment'. The first card is for the 'Fall 2023 Early Learning Assessment' (End Date: 12/01/2023), showing 'Students Complete 0 of 3' and 'Items Complete 1 of 72'. The second card is for the 'PILOT Fall 2023 Early Learning Assessment' (End Date: 12/01/2023), showing 'Students Complete 1 of 3' and 'Items Complete 0 of 34'. Each card has buttons for 'Enter Ratings - Spreadsheet' and 'Data Displays'.

ELA Data Collection

Click on the Data Collection assigned to you.

Please confirm your students are enrolled in the correct data collection. If you have questions about which data collection you should have, contact your administrator or data manager.

To quickly access where you can enter ratings, click on the blue bar where it says, Enter Ratings – Spreadsheet.

The screenshot displays two data collection cards. The top card is for the 'Fall 2023 Early Learning Assessment' with an end date of 12/01/2023. It shows 0 of 3 students complete and 1 of 72 items complete. The bottom card is for the 'PILOT Fall 2023 Early Learning Assessment' with an end date of 12/01/2023. It shows 1 of 3 students complete and 0 of 34 items complete. Both cards have a blue bar at the bottom with an orange arrow pointing to 'Enter Ratings - Spreadsheet' and a 'Data Displays' button.

Assessment Name	End Date	Students Complete	Items Complete
Fall 2023 Early Learning Assessment	12/01/2023	0 of 3	1 of 72
PILOT Fall 2023 Early Learning Assessment	12/01/2023	1 of 3	0 of 34

Ratings Spreadsheet

- From this page, you can enter scores directly into the spreadsheet using the drop-down menus for each assessment item.

READY FOR KINDERGARTEN

Fall 2023 Early Learning Assessment
End date 12/01/2023

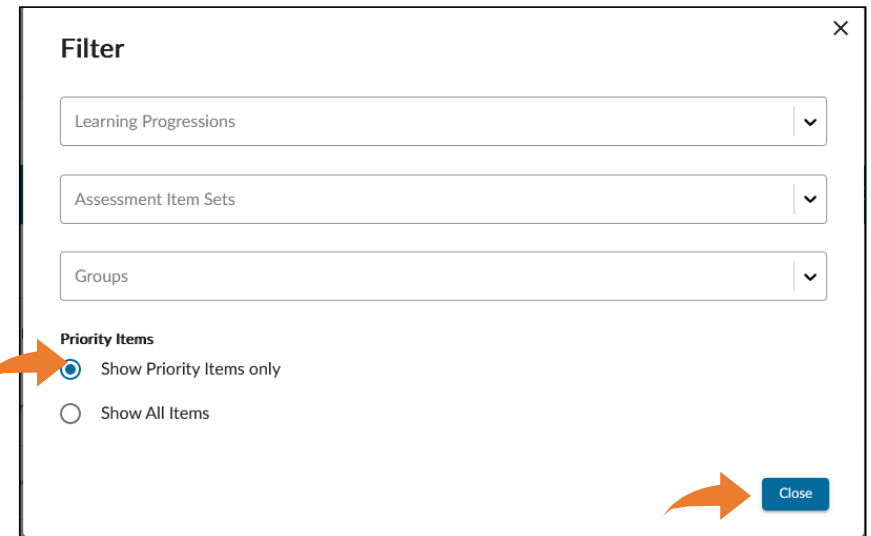
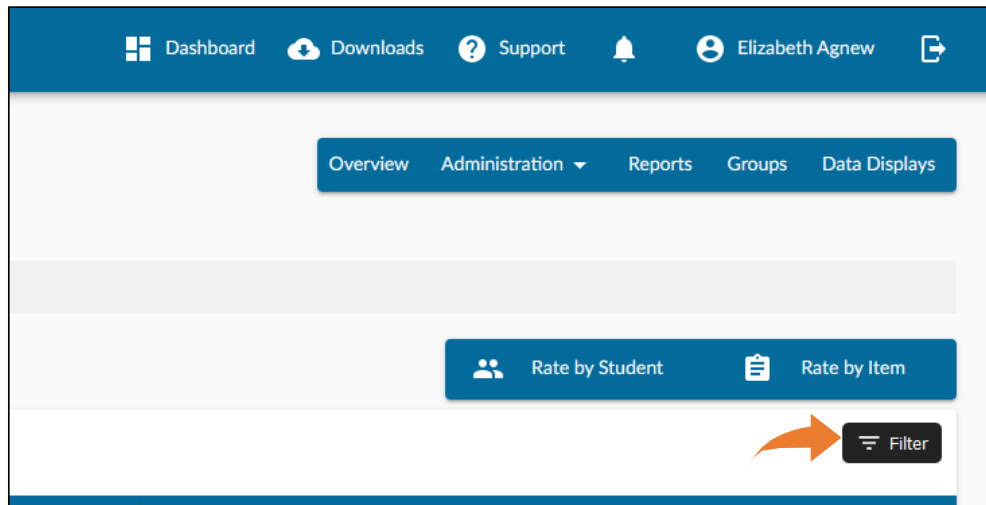
Administration Spreadsheet

Items	Agnew, Oscar	Flower, Zinnia	Watson, Mercy
1 Emotion Identification	1	3	C
2 Response to Distressed Peer		5	
3 Separation from Familiar Adults	1		
4 Seeking Emotional Support	2	5	
5 Conflict Resolution Strategies	3		

Rows per page: 5 1-5 of 72

Selecting Priority Items Only

- If you are using the **Priority Items** only, it's easiest to limit the items displayed to only those Priority Items.
- Click the **Filter Button**, then click the **Priority Items** box and click Close.



KReady Help Desk

844-K12-OHIO

844-512-6446

<https://www.ohio-k12.help/kready-support/>